


Accurate Angle Cutting
Multifunctional Cutting Saw Adjustable 45/90°



MC-315A

Manual Pipe Cutting Machine

- Steel Pipe
- Stainless Steel
- Carbon Steel
- Copper Aluminum
- Plastic etc

BOOK NOW





PRECISE CUTTING | STRONG POWER | BURR-FREE

• PRODUCT FEATURES

1	Saw cut with no dust, no burr.
2	Use a high-speed circular saw blade saw cut, blade grinding can be reused.
3	The head can be rotated and diagonal.
4	Pneumatic clamping, pneumatic inlet knife, foot control, convenient operation, high efficiency.
5	Dual-speed motor, flexible to adapt to sawing different wall thickness materials.
6	Cutting speed over the band saw, bow saw.
7	Cyclic cooling, cool the blade, reduce the saw cutting temperature, and improve the service life of the blade.
8	First stage reducer, using a set of turbine worm, output torque.
9	The whole machine volume is small, exquisite structure, saving land area.

• PRODUCT TECHNICAL PARAMETERS

1	Saw cut motor	2.4KW / 3KW 50HZ Three-phase 380V
2	Water pump	40w 50HZ three-phase 380V
3	Power Voltage	380V 50HZ
4	Control Voltage	110V
5	The maximum opening of the clamp	120mm
6	Use the saw blade	φ 275 to φ 325mm, inner hole φ 32mm
7	The size of pin hole	2 -- φ11*63mm
8	Main shaft speed	60 / 120 rpm
9	Weight	220 KG
10	Size	820*620*1450mm

• SAW-CUT RANGE PARAMETERS

No	Material Type	90° Saw-cut size mm	45° Saw-cut size mm
1	Round Tube	≤ φ80*3	≤ φ70*3
2	Square Tube	≤ 80*80*2	≤ 70*70*2
3	Angle Iron	≤ 80*80*2	≤ 70*70*2
4	Round Rod	≤ φ35	≤ φ35
5	Square Steel	≤ 30*30	≤ 30*30

- Stainless Steel Round Tube
- Stainless Steel Decorative Strip
- Smooth Cut
- No Glitch
- Precision Cutting
- 45° Seamless Splicing

• MAIN COMPONENT

No	Classify	Main Unit	Specifications	Vender
1	Machine Tool Department Component	Box	315	New space and time
2		Handpiece	315	New space and time
3		Saw-cut Motor	2.4/3KW	Far East Witt
4		Gear	315	Datong
		Turbine worm	315	New space and time
5		Bearing	30309/30207/30305 30205/6005	The Great Wall
10	Electricity Gas Department Component	AC Contractor	NXC-12*110V	Chint
12		Combination Switch	M08C	Nine Chuan
13		Overtravel-limit switch	YBLXK3-20S/Z	Chint
15		Transformer	BK-50VA	Nine Chuan

Saw Blade Parameter Selection Comparison Table

Number of teeth	Pipe Wall Thickness									Bar Diameter				
	0.6	0.8	1.0	1.2	1.4	1.6	2.0	2.5	3.0	φ19	φ22	φ25.4	φ38.1	φ50
φ250	280	240	220	200	180	150	150	150	120	120	120	90	80	60
φ275	280	280	240	220	200	200	180	180	150	120	120	90	90	64
φ315	300	280	260	240	240	220	200	200	180	180	180	160	160	140

Automatic Water Cooling Cycle

Adjustable Head

All Copper Motor

Cast Iron Handle

Standard Scale

Manual Locking

Emergency Stop Button

• Coronet HSS Circular Saw



• Overview

MC-315A metal circular saw machine is a semi-automatic sawing machine tool. It can saw metal profiles such as ordinary steel, stainless steel, copper, aluminum, etc. with various cross-sectional shapes, especially aluminum cutting various pipes is the most ideal. When sawing, in addition to manually feeding the material according to the required length (limitable), the rest of the workpiece is clamped, and the knife is fed for sawing; after cutting, the knife is retracted, and the clamp is released by the sequence of automatic control of electric oil and hydraulic pressure. This machine has the advantages of easy operation, low noise, no dust pollution, good sawing quality, no burrs inside and outside the cut, high production efficiency, and can beveled at various angles.

APPLICABLE TO MANY INDUSTRIES



Transportation Industry



Architective



Automobile Industry



Industry



Furniture Industry



Machinery Industry

LANGKAH MAJU MESIN