
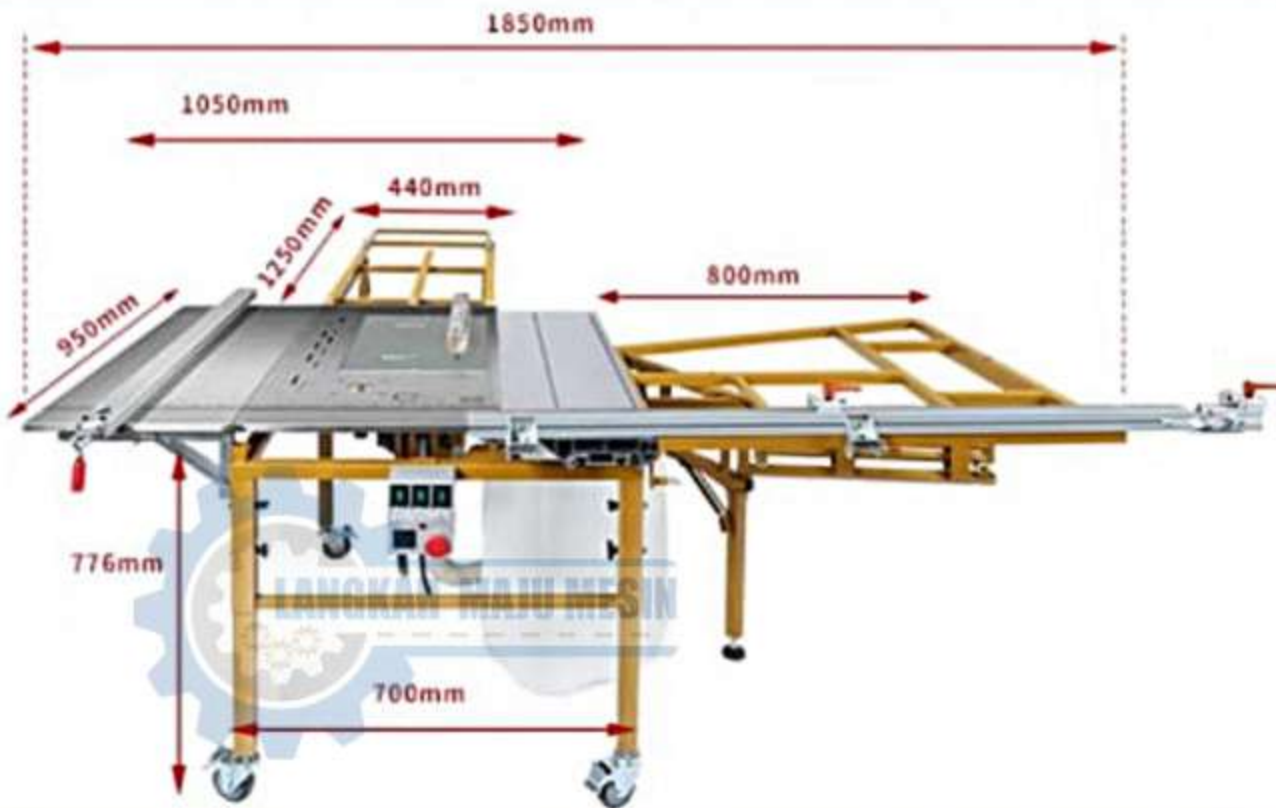


# SAW ROCKER ARM JT-9

UPGRADE LARGE WOOD WORKING PRECISION



# JT-9 ROCKER ARM (DUST-FREE BRUSH SAW)



Included :

- Router
- Router Shank Bit



JT-9 Rocker Arm Tablesaw + Mother Saw with Brush + Backer + Push Rod + Universal Wheel + Moveable Fluent Bar + Support Receiving Frame + Dust Collection Tube + Dust Collection Bag



Brush Saw



Dust Collection Tube



Dustbag




Saw Table



Support Rack



Putter



Backing



Moveable Fluent Bar

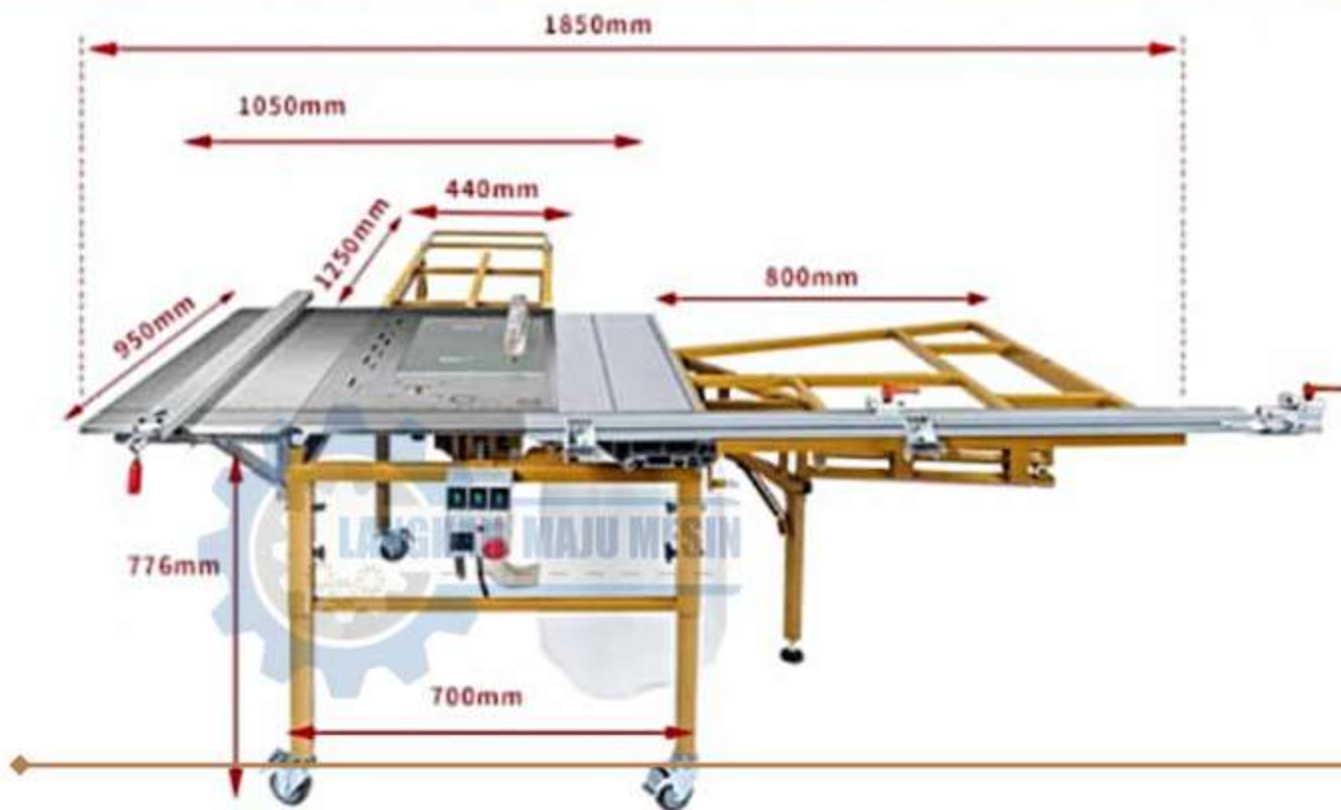


Universal Wheel



Hardware Accessories

# JT-9 ROCKER ARM (BRUSHLESS SAW)



Included :

- Router
- Router Shank Bit



JT-9 Rocker Arm Tablesaw + Brushless Mother Saw + Backer + Push Rod + Universal Wheel + Moveable Fluent Bar + Support Receiving Frame + Dust Collection Tube + Dust Collection Bag



Brushless Saw



Dust Collection Tube



Dustbag



Saw Table



Support Rack



Putter



Backing



Moveable Fluent Bar

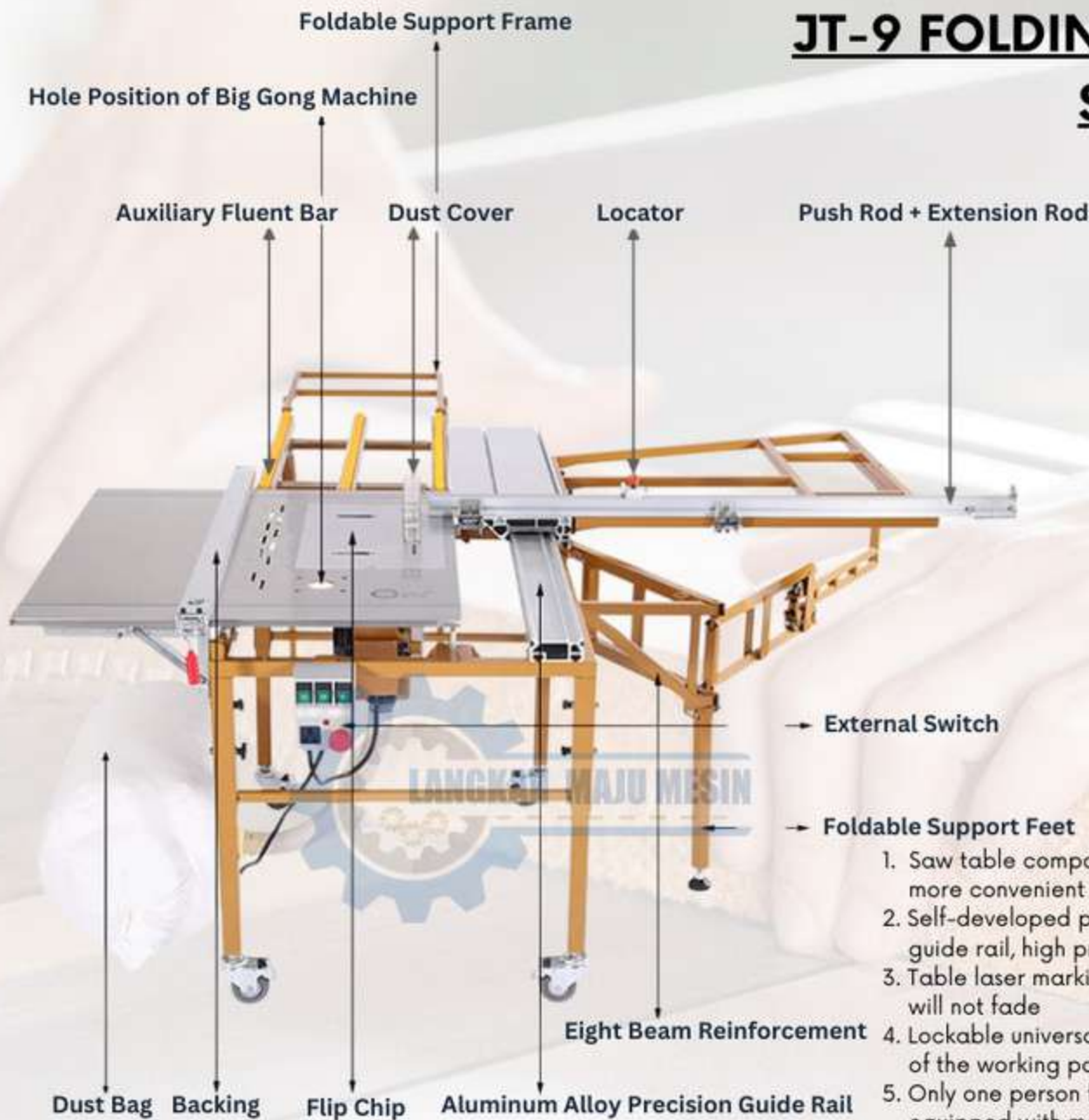


Universal Wheel



Hardware Accessories

# JT-9 FOLDING PRECISION SAW MACHINE



→ External Switch

→ Foldable Support Feet

1. Saw table compact structure, small folding size, more convenient to carry
2. Self-developed precision aviation aluminum alloy guide rail, high precision, smooth push and pull
3. Table laser marking scale, accurate positioning, will not fade
4. Lockable universal wheel design, free change of the working position
5. Only one person for cutting large woodboard equipped with material rack and vice countertop

## MAIN STRUCTURE

Fully Expanded Width	2221*1853*776
Machine Folding Dimension	950*828*378
Main Countertop	950*450
Extended Countertop	950*350
Vice Countertop	790*880
Material Rack	1280*450
Electric Saw Install Size	495*295
Guide Rail	950*250